District 106 A

As of May 2026 Cumulative

Year	New Clubs	Dropped Clubs	Gain/ Loss Clubs	New Members	Charter Members	Reinstate Members	Transfer Members	Total Member Added	Total Members Dropped	Gain/ Loss Members
2021-2022	0	2	-2	65	1	3	9	78	141	-63
2022-2023	0	3	-3	72	0	3	5	80	140	-60
2023-2024	0	5	-5	65	1	2	17	85	158	-73
2024-2025	0	2	-2	73	0	0	23	96	155	-59
2025-2026	0	3	-3	54	0	1	11	66	95	-29
Average	**0**	**3**	**-3**	**66**	**0**	**2**	**13**	**81**	**138**	**-57**

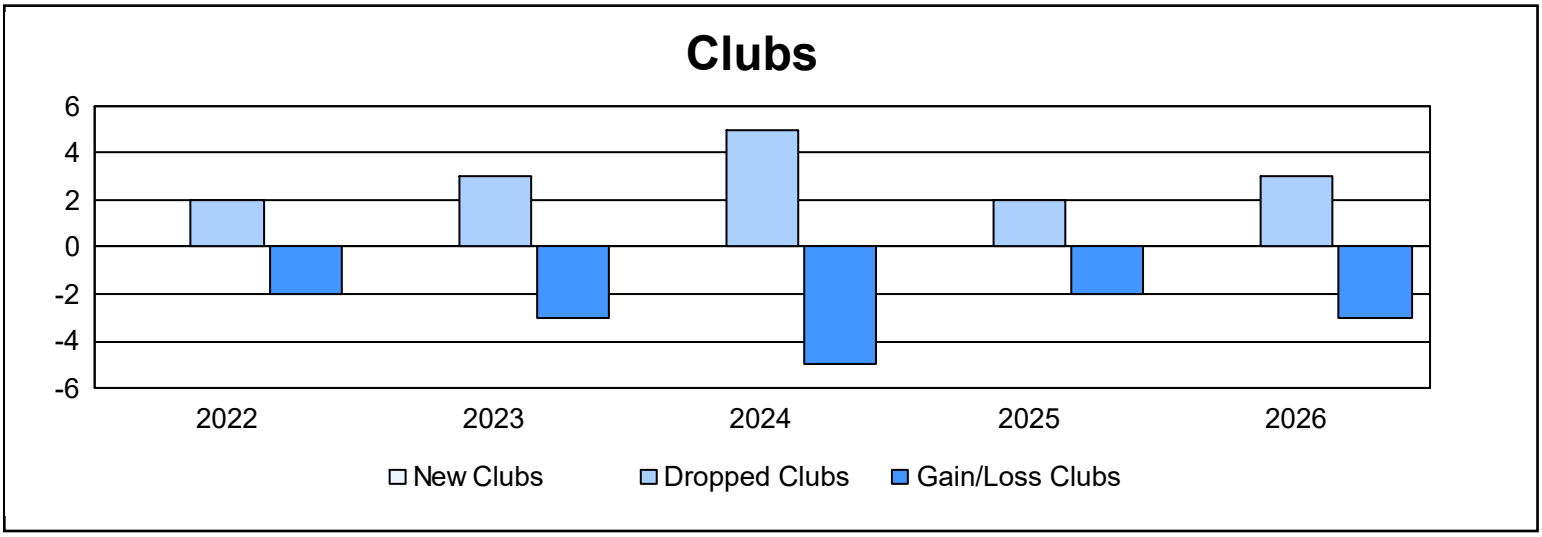

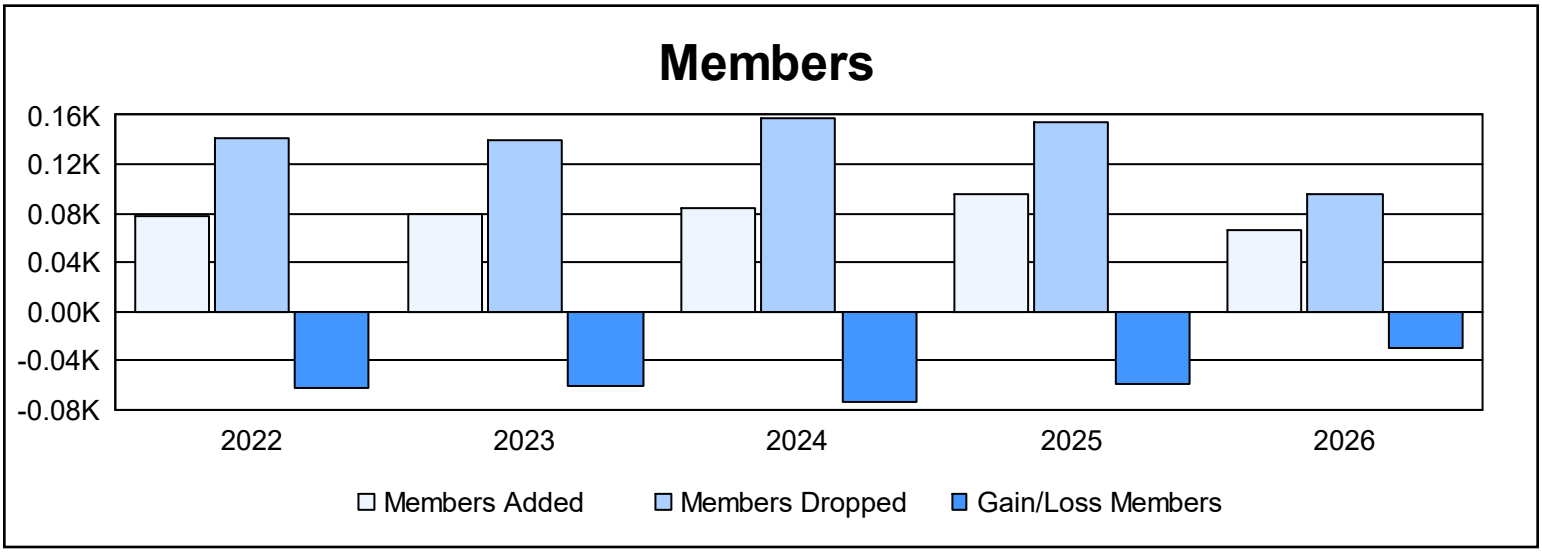

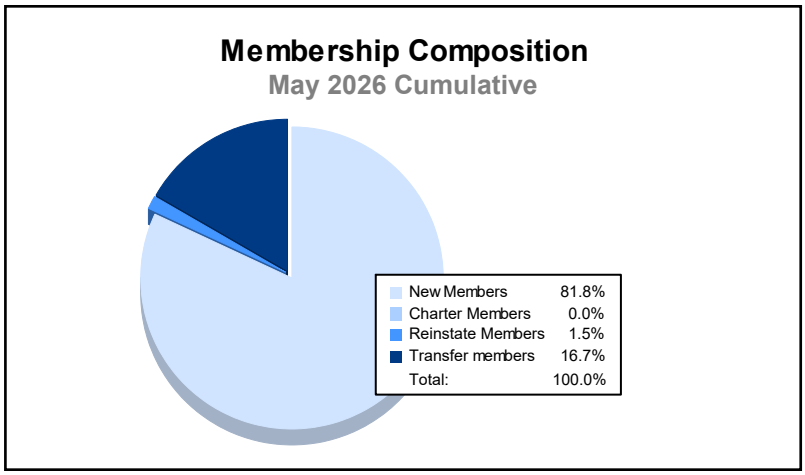
Membership Composition
May 2026 Cumulative
New Members 81.8%
Charter Members 0.0%
Reinstate Members 1.5%
Transfer members 16.7%
Total: 100.0%

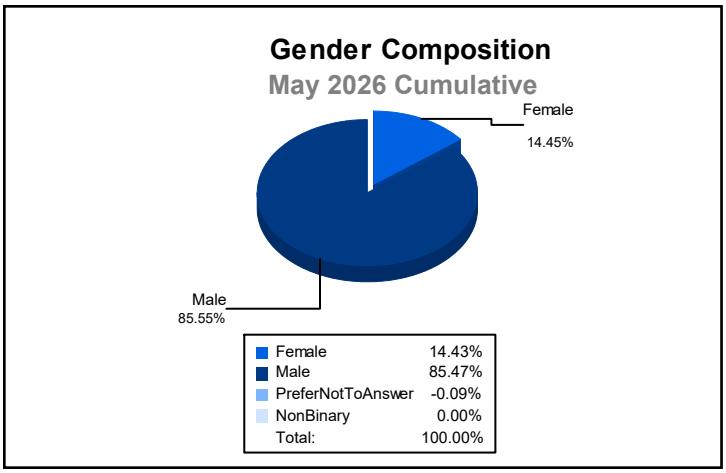
Gender Composition
May 2026 Cumulative
Female
14.45%
Male
85.55%
Female 14.43%
Male 85.47%
PreferNotToAnswer -0.09%
NonBinary 0.00%
Total: 100.00%